


Compensation Report
for the Fiscal Year 2023



ENGINEERING
TOMORROW'S
PRODUCTION





Table of contents

04	A.	Review of the 2023 fiscal year from a compensation perspective
04	I.	Performance in fiscal year 2023
05	II.	Composition of the Managing Board and Supervisory Board
05	B.	Compensation of the members of the Managing Board
05	I.	The compensation system at a glance
08	II.	Principles of compensation determination
08	1.	Target compensation and compensation structure
09	2.	Maximum compensation
10	3.	Appropriateness of the compensation
11	III.	Variable compensation in fiscal year 2023
11	1.	Annual cash bonus based on EBIT margin as short-term variable compensation (financial short-term incentive)
13	2.	Non-financial STI as short-term variable compensation (non-financial short-term incentive)
17	3.	Manz Performance Share Plan as Long-Term Incentive (LTI)
25	4.	Deviations from the compensation system, changes to performance criteria, and malus and clawback rules
26	5.	Premature termination of professional activity
26	IV.	Compensation granted and owed
28	C.	Compensation of the members of the Supervisory Board
28	I.	The compensation system at a glance
29	II.	Compensation in the fiscal year 2023
30	D.	Comparative presentation of earnings development and annual change in compensation



ENGINEERING
TOMORROW'S
PRODUCTION

Compensation Report 2023 of Manz AG

Preamble

The Compensation Report explains the main features of the compensation system for the members of the Managing Board and Supervisory Board, as well as the amount of individual compensation received or granted to the members of Manz AG's executive bodies in the 2023 reporting year. The report complies with the statutory requirements of Section 162 German Stock Corporation Act (AktG) and the recommendations of the German Corporate Governance Code as amended on April 28, 2022. In preparing the Compensation Report, the Managing Board and Supervisory Board of Manz AG have attached importance to clear, comprehensible, and transparent reporting. The Compensation Report was audited by the auditors in accordance with Section 162 (3) Sentences 1 and 2 German Stock Corporation Act (AktG).

A. Review of the 2023 fiscal year from a compensation perspective

I. Performance in fiscal year 2023

In the 2023 fiscal year, our markets and customer behavior were influenced to a significant extent by factors that we were either unable to influence, or only to a limited extent. A deteriorating global economic outlook, delays in individual project progress, rapidly rising interest rates and political and economic uncertainties, which have led to our customers – particularly in the Mobility & Battery Solutions segment – being reluctant to invest and postponing new investments, are reflected in what we consider to be an unsatisfactory overall sales and earnings performance. Although the Company has performed respectably in a difficult environment, we know that Manz can do more.

In the 2023 fiscal year, Manz AG generated consolidated revenues of EUR 249.2 million (previous year: EUR 251.0 million). Earnings before interest, taxes, depreciation amortization (EBITDA) amounted to EUR 14.6 million, above the previous year's figure of EUR 8.0 million. At 5.5%, the EBITDA margin in relation to total performance was up on the previous year's figure of 2.8%. The previous year's figure is mainly due to the impairment loss on a contract asset. Earnings before interest and taxes (EBIT) amounted to EUR 2.9 million (previous year: –EUR 4.2 million). The EBIT margin based on total operating performance was 1.1% (previous year: –1.5%). After deduction of taxes on income, the consolidated result was –EUR 2.4 million (previous year: –EUR 12.1 million). Based on a weighted average of 8,541,621 shares,

this resulted in basic earnings per share of –EUR 0.28 (previous year: basic earnings per share of –EUR 1.42 based on 8,082,499 shares). Further information on the analysis of the Group's results of operations, net assets and financial position can be found on pages 43 et seq. of the Annual Report (Group management report).

The Manz AG share started the 2023 stock market year at an opening price of EUR 20.55 (Xetra) (year-end Xetra price on December 30, 2022: EUR 21.15). Following a robustly positive share price development in the first few weeks of the year, our share price fluctuated within a range of EUR 21.00 to EUR 25.00 (Xetra) until the end of April without any clear direction. The high for the year was reached on April 25 at EUR 25.75 (Xetra). In the months that ensued, the increasing uncertainty regarding future economic developments had a disproportionate impact on the Manz share price. Accordingly, the share price fell to its annual low of EUR 8.21 (Xetra), which was reached on November 1, 2023. The share price received some tailwind from the publication of the good business figures for the first nine months of 2023, which were published at the beginning of November, resulting in a closing price of EUR 12.40 (Xetra) on December 29, 2023. However, this still corresponds to a decline of 41.4% compared to the 2022 year-end price. Based on the total number of shares of 8,542,574, market capitalization at the end of the reporting period stood, therefore, at approximately EUR 105.9 million. It should be noted that the total number of shares increased by 2,288 shares compared to the prior year due to the issue of subscription shares.

II. Composition of the Managing Board and Supervisory Board

In the 2023 reporting year, the Managing Board consisted of Martin Drasch (Chairman) and Manfred Hochleitner (Chief Financial Officer). On December 20, 2022, Mr. Martin Drasch was reappointed as a member of the Managing Board for a new term of five years from August 1, 2023 to July 31, 2028.

There were no changes in the composition of the Supervisory Board in the reporting year 2023. In the reporting year 2023, the Supervisory Board consisted of Prof. Dr. Heiko Aurenz (Chairman), Dieter Manz (Deputy Chairman), Prof. Dr.-Ing. Michael Powalla and Dr. Zhiming Xu.

B. Compensation of the members of the Managing Board

I. The compensation system at a glance

The system for compensating members of the Managing Board of Manz AG was resolved by the Supervisory Board on May 6, 2021, on the recommendation of its Economic Committee, and approved by the Annual General Meeting on July 7, 2021, with a majority of 98.93%. It continues to comply with the requirements of the

German Stock Corporation Act (AktG) and also takes into account the recommendations of the German Corporate Governance Code (GCGC) in the latest version dated April 28, 2022.

The Managing Board compensation system approved by the Annual General Meeting is available on the Company's website under

<https://www.manz.com/en/investor-relations/corporate-governance/compensation/>

Manz AG's goal is to achieve a sustained increase in competitiveness with earnings-oriented growth. The Managing Board compensation system is closely linked to this strategy, and plays an important part in helping us achieve the corporate objectives described here. Based on this, the aim of the compensation system is to compensate the members of the Managing Board commensurately according to their area of activity and responsibility, taking into account not only the personal performance of each respective Managing Board member, but also the Company's overall situation and business success.

Integrating the main management indicators of Manz AG into the Managing Board compensation incentivizes increasing earning power and profitability, as well as the long-term financing power and appreciation in value of Manz AG. Furthermore, it should also incentivize performance that contributes to the strategic, technical and structural development of Manz AG. Therefore, non-financial factors, in particular from the environment, social & governance areas – "ESG" – also play an important role in Managing Board compensation. The objective is to unite the interests of the Managing Board and shareholders with other stakeholders as well.

The compensation paid to members of the Manz AG Managing Board consists of fixed and variable components. Non performance-related components as fixed compensation components include the annual salary, benefits, and company pension plan. Performance-related components as variable components include short-term incentives (STI) and long-term incentives (LTI).

The following table shows an overview of the compensation components as well as the parameters and bases on which they are calculated:

Fixed compensation (non performance-related components)

Fixed salary	Monthly wages Expected employer contribution to social insurance Payment in cash
Fringe benefits	Private use of company car Insurance (D&O insurance, accident insurance)
Company pension plan	Contributions to the provident fund

Variable compensation (performance-related components)

Short-term incentives (STI): Annual cash bonus

Type	Annual target bonus with financial performance criteria
Performance criteria	EBIT margin
Performance period	one year
Limit	160% of annual fixed salary
Payment	Annually in cash after approval of the consolidated financial statement

Short-term incentives (STI): Non-financial STI

Type	Annual target bonus with non-financial performance criteria
Performance criteria	Objectives related to strategic, technical and structural development, including ESG criteria according to annual individual targets
Performance period	one year
Limit	30% of annual fixed salary
Payment	Annually in cash after determination of the amount to be paid out

Long-term incentives (LTI): Manz Performance Share Plan

Type	Performance Share Plan (share purchasing rights)
Performance criteria	EBITDA margin (50%) Development in corporate value (50%)
Performance period	Four fiscal years
Vesting period	Four years
Limit	300% of the value of the performance shares upon allocation
Payment	After the end of the vesting period and approval of the consolidated financial statement for the fourth fiscal year, generally in shares of Manz AG

Maximum compensation	Fixed maximum amount for each member of the Managing Board
-----------------------------	--

Based on the compensation system, the Supervisory Board established a specific target total compensation for each member of the Managing Board before the start of each fiscal year. This must be appropriate to the duties and performance of the Managing Board member, as well as the position of the Company, and may not exceed customary compensation. The target total compensation is comprised of the total of all compensation components used to determine overall compensation. The target amount for the STI and LTI is based on 100% target achievement. The percentage of long-term incentives in the target total compensation exceeds the percentage of short-term incentives in the target total compensation.

The percentage of non-performance related components (annual fixed salary and bonuses) is around 41% of the target total compensation, and the percentage of performance-related components as a variable component is around 59% of the target total compensation. Therefore, the percentage of the STI target of the target total compensation is around 27%, of which the percentage of annual cash bonuses makes up around 22%, and the percentage of non-financial STI makes up around 5%. The LTI target makes up around 32% of the target total compensation. The LTI target is around 54% of the target for total variable compensation, and therefore exceeds the STI target amount (around 46%).

The following table shows an overview of the relative percentages of fixed and variable compensation components, based on the target total compensation:

Non performance-related components	Performance-related components		
41 %	59 %		
Monthly fixed salary Benefits Pension Plan	Short-term variable compensation (STI) :		Long-term variable compensation (LTI) :
	Annual cash bonus	Non-financial STI	Manz Performance Share Plan
41 %	22 %	5 %	32 %

II. Principles of compensation determination

1. Target compensation and compensation structure

The Supervisory Board has determined the amount of the target total compensation for each member of the Managing Board on the basis of the compensation system for the 2023 fiscal year. In doing so, the Supervisory Board ensured that the relative proportions of the fixed and variable compensation components in relation to the target total compensation correspond to the values specified in the compensation system.

The following table shows the individual target total compensation for each member of the Managing Board for the 2023 fiscal year, as well as the target values of the fixed and variable compensation components and their relative proportions in relation to the target total compensation:

		Martin Drasch Chairman		Manfred Hochleitner Chief Financial Officer	
		in TEUR	of Total Target Compensation	in TEUR	of Total Target Compensation
Fixed compensation	Fixed salary	350	38%	288	38%
	+ Fringe benefits	12	1%	12	2%
	+ Retirement benefits	12	1%	12	2%
= Total		374	41%	312	41%
Variable compensation	STI (short-term)				
	+ Annual cash bonus	202	22%	165	22%
	+ Non-financial STI	50	5%	41	5%
= Total STI		252	27%	206	27%
	LTI (long-term) Manz Performance Share Plan	294	32%	240	32%
= Target total compensation (TOT)		920	100%	758	100%

2. Maximum compensation

The total compensation to be granted to the Managing Board member for a fiscal year as the total of all compensation amounts provided for the fiscal year in question, including the annual fixed salary, benefits and variable compensation components does have a maximum upper limit ("maximum compensation"), regardless of the time at which these amounts are paid out.

In accordance with the determination of the compensation system, the contractually agreed maximum compensation in fiscal year 2023 was TEUR 1,800 for the CEO Martin Drasch and TEUR 1,500 each for the Managing Board members Manfred Hochleitner and Jürgen Knie. To the extent that total compensation exceeds the maximum compensation, the Supervisory Board is entitled to reduce the amount paid out as a cash bonus or non-financial STI.

The following table shows for the 2023 fiscal year the maximum values of the fixed and variable compensation components and their relative proportions in relation to the total of the maximum compensation components, as well as the individual contractual maximum compensation for each Managing Board member:

		Martin Drasch Chairman		Manfred Hochleitner Chief Financial Officer	
		in TEUR	from Maximum Compensation	in TEUR	from Maximum Compensation
Fixed compensation	Fixed salary	350	18%	288	19%
	+ Fringe benefits	12	1%	12	1%
	+ Retirement benefits	12	1%	12	1%
	= Total	374	20%	312	20%
Variable compensation	STI (short-term)				
	+ Annual cash bonus	538	28%	439	28%
	+ Non-financial STI	101	5%	82	5%
	= Total STI	639	34%	522	34%
	LTI (long-term) Manz Performance Share Plan	883	47%	721	46%
= Total	1,895	100%	1,554	100%	
Maximum compensation (MC)		1,800		1,500	

3. Appropriateness of the compensation

Compensation for members of the Managing Board is based on the customary amounts and structure of management compensation at comparable companies, in accordance with the law and the recommendations of the German Corporate Governance Codex, as well as based on the economic position and future prospects of the Company. In addition, the duties and performance of the Managing Board member in question and the salary structure within the Company are taken into consideration.

As part of its regular review of the appropriateness of Managing Board compensation, the Supervisory Board conducted a horizontal and a vertical comparison in fiscal year 2023.

In the horizontal analysis, the compensation of the members of the Managing Board of Manz AG was compared with the compensation at comparable companies. For this purpose, the compensation data of the companies SMA Solar Technology AG, Singulus Technologies AG, AIXTRON SE, SÜSS MicroTec SE und Aumann AG were used, as they are included in the Prime Standard of the Frankfurt Stock Exchange and operate in similar business segments as Manz AG.

In addition to the horizontal view, a vertical view was also taken. During this assessment, the internal Company compensation structure is evaluated by comparing the compensation of the Managing Board to the compensation of upper management

and the workforce as a whole. The Supervisory Board has defined upper management for this purpose, including upper managers worldwide (heads of the divisions and area managers, as well as managing directors of the subsidiary companies). The Supervisory Board has included employees of Manz AG in Germany who are not upper management for the vertical comparison of the entire workforce. In addition to the status quo, this assessment also considers the development of ratios over time.

The review of the appropriateness of the Managing Board's compensation showed that the Managing Board compensation resulting from the target achievement for fiscal year 2023 is appropriate.

III. Variable compensation in fiscal year 2023

The variable compensation components serve as a specific incentive to achieve sustained corporate growth while contributing to the Managing Board members' accumulation of personal assets and financial independence.

The variable compensation includes, firstly, an annual component tied to the Company's success in the previous year (short-term incentive), consisting of an annual cash bonus and non-financial STI, and, secondly, a share-based component with a multi-year basis for assessment, in the form of purchasing rights to Manz shares (performance shares) granted on an annual basis (long-term incentives – LTI).

1. Annual cash bonus based on EBIT margin as short-term variable compensation (financial short-term incentive)

a) The annual cash bonus under the compensation system

(1) Mode of operation and targets of the annual cash bonus

The aim of the annual cash bonus is to allow the members of the Managing Board to participate in the Company's financial success or failure in the previous fiscal year as a result of their own personal management performance. In accordance with the financial objectives of Manz AG derived from the corporate strategy, it focuses on incentivizing improving the profitability of Manz AG, using the EBIT margin as one of the primary performance indicators at Manz AG for all members of the Managing Board. Moreover, the annual cash bonus is calculated based on the respective fixed salary of the particular Managing Board member for the given previous fiscal year (fixed annual salary).

The annual cash bonus grant requires that an EBIT margin of at least 0.1% has been achieved. The Managing Board member receives an annual cash bonus of 1% of the annual fixed salary with an EBIT margin of 0.1%. Accordingly, the percentage applicable for calculating the cash bonus increases by one percentage point for each full tenth of a percentage point by which the

achieved EBIT margin exceeds an EBIT margin of 0.1 %. The maximum value is set at an EBIT margin of 16 %, at which the annual cash bonus is 160 % of the annual fixed salary.

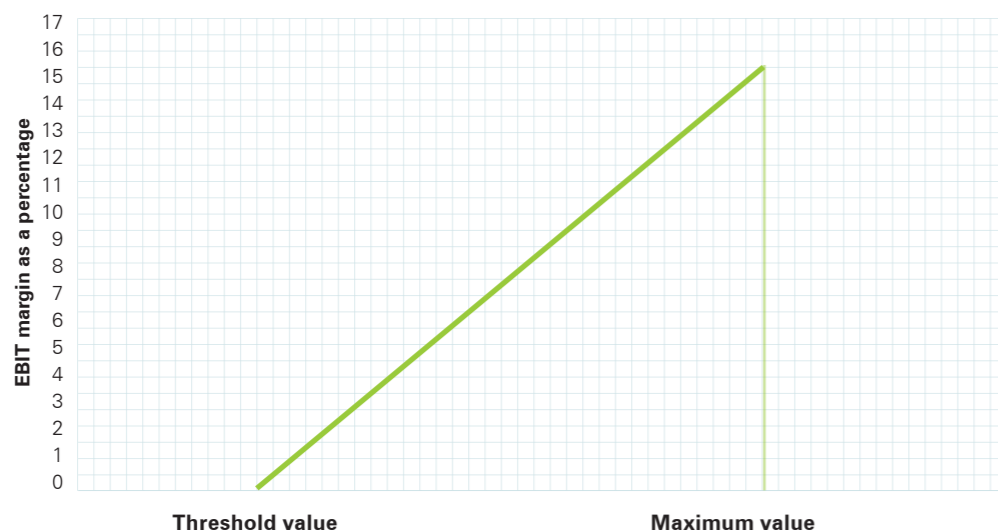
The Supervisory Board determines target achievement and the amount of the annual cash bonus at the end of each fiscal year based on the consolidated annual statement and annual fixed salary for the Managing Board member in question. Target achievement for performance criteria is calculated based on the target achievement value, and limited to a maximum target achievement of an EBIT margin of 16%. The payment amount is calculated by multiplying the EBIT margin as a percentage by a factor of 10, and the annual fixed salary, and is therefore limited accordingly to 160 % of the fixed salary.

The following diagram shows an overview of how annual cash bonuses are calculated:

EBIT margin	X	Factor of 10	X	Annual fixed salary	=	Annual cash bonus	Cap: 160 % of the annual fixed salary
Example: 6 %	X	10	X	260 TEUR	=	156 TEUR	Cap: 416 TEUR

The following graphic shows the target achievement curve for the performance criteria of EBIT margin:

Target attainment curve for cash bonuses



Annual cash bonuses are paid out in cash, and are due ten days after approval of the Manz AG consolidated financial statement.

(2) Performance criterion EBIT margin

The cash bonus is granted annually, depending on the EBIT margin of the previous respective fiscal year. The EBIT margin is calculated as the ratio of earnings before interest and taxes (EBIT) to total revenues pursuant to the consolidated financial statements of Manz AG in accordance with IFRS. The EBIT margin serves as a key figure for reflecting the operational earnings of the Company, thereby reflecting the earnings power and profitability of the enterprise.

Therefore, directly tying annual cash bonuses to the performance criteria of the EBIT margin incentivizes and focuses the work of the Managing Board on consistently improving the earning power of the Manz Group, thereby ensuring the strategic alignment of the variable compensation. The target is decisive for all Managing Board members together. The financial performance criteria of the EBIT margin is not only used on the Managing Board level, but is also used to strategically align business activities in the individual corporate areas as well.

b) The cash bonus in fiscal year 2023

The Supervisory Board has set a target EBIT margin of 6 % for the 2023 fiscal year, resulting in an annual cash bonus of 60 % of the fixed annual salary. The granting of the annual cash bonus is subject to the condition that an EBIT margin of at least 0.1 % has been achieved (minimum value). The maximum value is set at an EBIT margin of 16 %, at which the annual cash bonus is 160 % of the annual fixed salary.

The provisional EBIT margin in the 2023 financial year was 1.6 %. Martin Drasch was, therefore, granted a cash bonus of EUR 53,602.57 and Manfred Hochleitner a cash bonus of EUR 43,766.38.

2. Non-financial STI as short-term variable compensation (non-financial short-term incentive)

a) The non-financial STI according to the compensation system

(1) Calculation of the non-financial STI and payout

In addition to the annual cash bonus, the short-term variable compensation also includes a non-financial STI according to the non-financial performance criteria. The non-financial corporate and ESG division targets are used to assess the individual performance of Managing Board members. The non-financial STI is calculated based on the respective fixed salary of the

particular Managing Board member for the given previous fiscal year (fixed annual salary).

The Supervisory Board calculates target attainment and the amount of the non-financial STI for the Managing Board member in question after the end of the fiscal year. Overall target attainment for the stipulated non-financial performance criteria is calculated based on the level of target attainment, and is limited to a maximum of 200%. The non-financial STI is applied based on previously defined criteria stipulated by the Supervisory Board before the start of the fiscal year, and is 15% of the annual fixed salary if all goals are achieved. The payment amount, therefore, is calculated by multiplying total target attainment by the annual fixed salary, as well as a factor of 15%. The payment amount is limited to a maximum of 30% of the annual fixed salary.

The following diagram shows an overview of how non-financial STIs are calculated:

Target attainment (up to 200%)	X	Annual fixed salary	X	Factor 15%	=	Non-financial STI	Cap: 30% of the annual fixed salary
Example: 100%	X	TEUR 260	X	15%	=	TEUR 39	Cap: TEUR 78

The non-financial STI is paid out in cash as soon as possible after the payment amount is calculated by the Supervisory Board, and at the latest within three months after the end of the fiscal year.

(2) Performance criteria

Before the start of the financial year, the Supervisory Board selects relevant non-financial performance criteria to assess the Managing Board member for the financial year, based on the following criteria:

- long-term strategic, technical or structural corporate development
- portfolio measures, primarily successful mergers & acquisitions and relevant integration measures
- successfully tapping into new growth markets, expanding market position
- optimizations, efficiency programs/increases, restructuring measures
- successfully completing key projects
- increasing innovative capacity and delivery capability
- performance in the ESG area (environment, social & governance)

The Supervisory Board defines up to three specific goals and their proportional weights. Unless otherwise indicated, the Supervisory Board stipulates ESG targets from the diversity area (social) and sustainability area (environment); however, the Supervisory Board is entitled to stipulate other ESG targets.

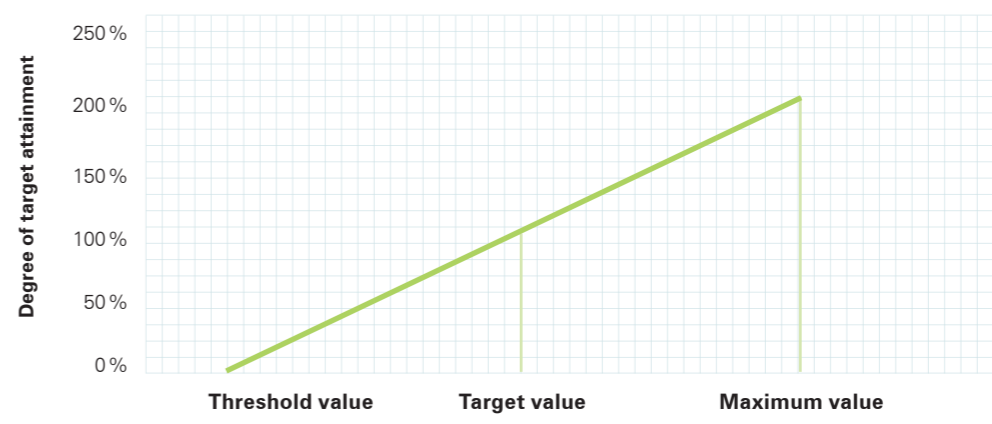
The purpose of non-financial performance criteria is to improve the competitiveness of Manz AG over the long term according to corporate objectives. In addition, the criteria should help align Managing Board activities to foster the technical and structural development of the Company, including in environmental, social and governance areas. These are individual targets of the individual Managing Board members.

(3) Setting the target

Before the start of the respective fiscal year, the Supervisory Board determines the relevant non-financial performance criteria for the respective Managing Board member, whose target achievement value can be up to 200%, and thus the target compensation for the non-financial STI. At target attainment of 100%, this is defined by multiplying the annual fixed salary by a factor of 15%. The Supervisory Board defines up to three specific goals and their proportional weights.

The following graphic shows the target attainment curve for the non-financial performance criteria:

Target attainment curve for non-financial STI



b) The non-financial STI in fiscal year 2023

The table below shows the non-financial performance criteria defined by the Supervisory Board for the 2023 fiscal year for each Managing Board member and their respective pro-rata weighting, as well as the respective degree of target achievement:

	Weighting	Focus topic	Objective	Goal achievement	Overall target achievement
Martin Drasch Chairman	40%	Anchor shareholder	Replacement of Shanghai Electric Group (PR China) by a new anchor shareholder	0%	50%
	30%	New orders	Orders from specific target customers with a volume of min. EUR 20 million	0%	
	30%	Product development	Placement of at least 2 new products per division on the market	167%	
Manfred Hochleitner Managing Board Finance	40%	Cost reduction program	Savings in the area of materials and other operating expenses	200%	80%
	30%	Project controlling	Achieve planned profit margins on large new customer projects	0%	
	30%	External financing	Preparation of external financing for Manz AG	0%	

The table below shows the target achievement and the amount of the non-financial STI for each Managing Board member for fiscal year 2023:

	Goal achievement	Annual fixed salary in TEUR ¹⁾	Factor	Non-financial STI in TEUR
Martin Drasch Chairman	50%	336	15%	25
Manfred Hochleitner Chief Financial Officer	80%	266	15%	33

1) Monthly base salary only

In each case, the limit on the amount paid out to the maximum value of 30% of the fixed annual salary was not reached.

3. Manz Performance Share Plan as Long-Term Incentive (LTI)

The long-term incentive (LTI) is a performance share plan with a four-year performance period. The purpose of the variable compensation component, which acts as a long-term incentive, is to encourage the Managing Board member to improve internal and external corporate value over the long term by granting performance shares each year to purchase shares in Manz AG. This helps to effectively tie their interests to those of the shareholders, as well as those of other stakeholders.

a) The Manz Performance Share Plan (LTI) according to the compensation system

(1) Mode of operation and targets of the Manz Performance Share Plan

Based on the authorization of the Annual General Meeting, the Supervisory Board grants members of the Managing Board the right to purchase shares in Manz AG ("performance shares"). The wait time to exercise the performance shares ends four years after the time at which the right is issued, and is therefore over four years. When performance shares are exercised, shares in Manz AG are issued to the exercising individual at the lowest legally prescribed issue amount of 1.00 EUR per share.

The performance shares can be exercised if and insofar as the respective performance target was achieved. The stipulated performance targets for exercising performance shares are the EBITDA margin and corporate development of Manz AG. The EBITDA margin performance target is calculated as the average of the EBITDA margins according to Manz AG's consolidated financial statements during the performance period of four fiscal years beginning with the fiscal year in which Performance Shares are granted. The

development of the enterprise value performance target is calculated as the increase in the market capitalization of Manz AG during the performance period of four calendar years beginning with the start of the issue period in which the Performance Shares are granted.

The following table shows an overview of the performance targets and target corridor for the performance targets EBITDA margin and growth in enterprise value

Target	Objective	Target corridor	
		Minimum value Degree of target achievement 0 %	Maximum value 200 % target attainment
EBITDA-Marge	10 %	5 %	15 %
Growth in enter-prise value	20 %	> 0 %	30 %

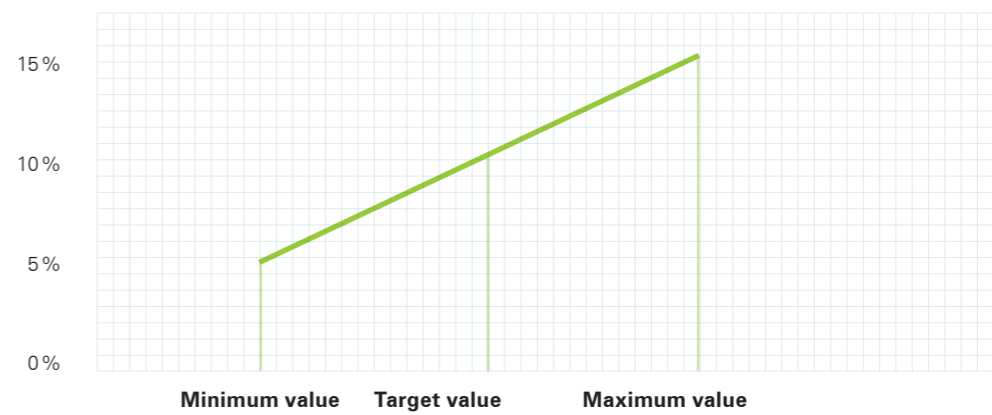
The EBITDA margin and growth in the enterprise value success target are each assigned a weighting of 50 % for measuring the total degree of target attainment. For each of the performance targets, there is a “target”, a “minimum value” and a “maximum value”. The objective defines the value at which the degree of target attainment for the respective performance target is 100 %. The minimum value designates the lower limit of the target corridor at or below which the degree of target attainment for the respective performance target is 0%. The maximum value defines the value at or above which the degree of target attainment is 200 %.

For the EBITDA margin target, the minimum value for an EBITDA margin is 5%. The objective is an EBITDA margin of 10%. The maximum value for the EBITDA margin target is reached with an EBITDA margin of 15%. The minimum value for the performance target of growth in enterprise value is positive growth in enterprise value, meaning that the enterprise value increases by more than 0%. The objective is 20% growth in enterprise value. The maximum value for this performance target is 30% growth in the enterprise value.

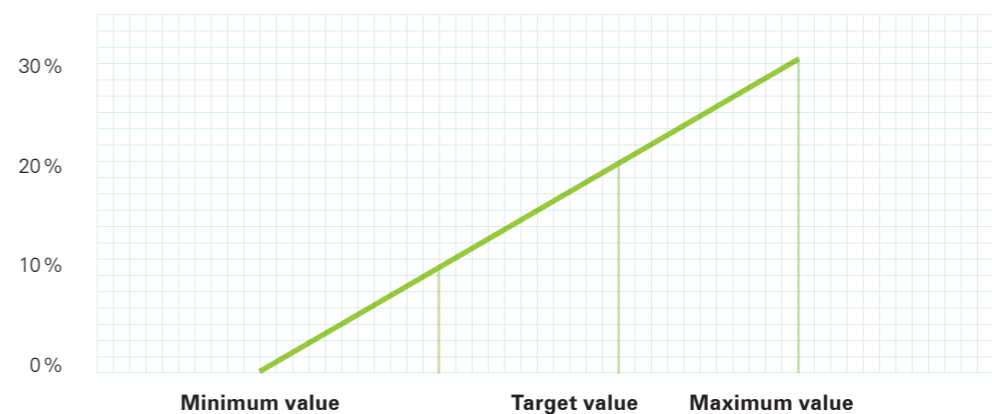
The degree of target attainment for the target is determined through linear interpolation between the minimum value for the target and the target specification, or between the target specification and maximum value for the target. The total degree of target attainment is the average for the degrees of attainment for the two performance targets. If the value attained equals or exceeds the maximum value with respect to a target, the degree of target attainment is 200%.

The following graphics show the target attainment curves for the performance criteria of EBITDA margin and growth in enterprise value:

EBITDA margin



Growth in enterprise value



(2) Final number of performance shares and limits

The initial number of performance shares in an installment is multiplied by the degree of overall target attainment, resulting in the final number of performance shares.

The final number of performance shares is limited to 200% of the initial number of performance shares (cap on number of units).

If the requirements for exercising the right apply, then Managing Board members are entitled to purchase Manz shares at an issue price of 1.00 EUR per share, within the scope of the final number of performance shares. Therefore, they can purchase up to two Manz AG shares for each number or partial number of performance shares, according to the overall degree of target attainment.

However, the value of the performance shares, which is calculated based on the share price of the Manz share before the end of the wait period, is limited to 300% of the value determined based on the share price of Manz shares before issuance; if this is exceeded, the final number of performance shares is reduced accordingly (cap).

In case of extraordinary developments, the Supervisory Board is furthermore entitled to limit the ability to exercise the performance shares granted at their discretion, in particular, to ensure that compensation is appropriate in the sense of Section 87 (1) Sentence 1 German Stock Corporation Act (AktG).

(3) Performance criteria

The performance target EBITDA margin is calculated based on the ratio of earnings before interest, taxes, depreciation and amortization on property, plant and equipment and amortizations on intangible assets (EBITDA) on the revenues indicated in the Manz AG Group financial statement under the IFRS. The EBITDA margin serves as a key figure for assessing operational cash flow before taxes, and therefore for the long-term financing capacity of the Company.

The performance target of growth in enterprise value corresponds to the percentage of growth in Manz AG's enterprise value at the end of the vesting period to exercise the performance shares, in relation to the enterprise value when they were issued. The enterprise value is calculated by multiplying the share price of Manz shares by the number of total shares issued by Manz AG at the time in question, and therefore corresponds to the respective market capitalization, and therefore the enterprise value of Manz AG measured by the share price.

Connecting the performance shares to the equally weighted performance criteria of EBITDA margin and growth in enterprise value over the performance period of four fiscal years or four calendar years, therefore, provides an incentive for aligning the work of the Managing Board towards increasing the financing capability and enterprise value of Manz AG over the long-term. Doing so thereby ensures the strategic focus of long-term variable compensation. The targets are decisive for all Managing Board members.

The financial performance criteria of the EBITDA margin and growth in enterprise value are not only used on the Managing Board level, but are also used to strategically align business activities in the individual corporate areas as well. In particular, Manz AG grants annual performance shares to selected members of the general management of affiliated companies as well, and to selected managers in key positions at Manz AG and in affiliated companies below the general management.

(4) Payment

The Supervisory Board defines the final number of performance shares and how they are to be exercised, following approval of the Group financial statement for the last fiscal year, before the end of the vesting period and the end of the respective vesting period. The performance shares can then be exercised by Managing Board members within a limited time period after the time at which both the Group financial statement for the last fiscal year has been approved before the end of the wait time, and after the wait time has expired. The Manz shares to be issued based on the exercised performance shares are transferred to the Managing Board member in return for payment of the exercise price.

Manz AG can fulfill exercised performance shares by issuing new shares from the conditional capital available for the purpose. Manz AG is also authorized to deliver treasury shares. Furthermore, in lieu of delivering shares, Manz AG is entitled to pay out the value of the shares that would have to be delivered following the exercise of Performance Shares, minus the exercise price.

There is no obligation not to sell the Manz shares issued due to the exercise of performance shares (holding period).

b) The Manz Performance Share Plan (LTI) in fiscal year 2023

(1) Issue of performance shares in fiscal year 2023

The table below shows, for each member of the Managing Board, the performance shares issued by the Supervisory Board in the 2023 fiscal year on the basis of the Manz Performance Share Plan 2019 and the assignment value based on the initial share price of EUR 23.46 applicable to the 2023 tranche,

corresponding to an enterprise value of TEUR 200,355, as well as the unit cap for the shares to be issued upon exercise (200 % of the initial number of performance shares) and the cap for the value of the shares to be issued upon exercise (300 % of the assignment value):

	Assignment in EUR	Initial share price in EUR	Performance Shares	Number of units cap	Cap in EUR
Martin Drasch Chairman	294,168	23.46	12,540	25,080	882,504
Manfred Hochleitner Chief Financial Officer	240,188	23.46	10,239	20,478	720,564

The assignment value corresponds to the fair value of the performance shares at the time of issue.

The number of performance shares issued is determined in accordance with the Manz Performance Share Plan 2019 on the basis of the relevant grant value using the initial share price. This corresponds to the arithmetic mean of the Xetra closing prices of the Manz share over the last 30 stock market trading days before the start of the issue period.

(2) Exercise of performance shares in fiscal year 2023

In fiscal year 2023, the performance shares of the 2019 tranche from the Manz Performance Share Plan 2015 became exercisable. The mode of operation and performance criteria of the Manz Performance Share Plan 2015 correspond to those of the Manz Performance Share Plan 2019. Exercise was dependent on the average value of the EBITDA margins according to the consolidated financial statements of Manz AG during the performance period of the fiscal years 2019 to 2022, as well as the increase in the market capitalization of Manz AG during the four-year performance period from the beginning of the issue period on May 15, 2019 until the end of the vesting period ending four calendar years after the issue date. In accordance with the degree of target achievement, new shares of Manz AG were issued from the existing conditional capital for this purpose in the 2023 fiscal year as a result of the exercise of performance shares after the expiration of the respective vesting period.

The table below shows the target achievement levels of the performance criteria and the overall target achievement level of the performance shares of the 2019 tranche for each eligible Managing Board member:

	Martin Drasch Chairman	Manfred Hochleitner Chief Financial Officer
EBITDA margin 2019 to 2022 (minimum value 5%)	2.99%	2.99%
Degree of target achievement EBITDA margin	0.0%	0.0%
Enterprise value at the beginning of the issue period	TEUR 192,363	TEUR 192,363
Enterprise value at the end of the vesting period	TEUR 202,490	TEUR 202,490
Corporate value development (maximum value: 30 %)	5.26%	5.26%
Degree of target achievement Corporate value development	26.3%	26.3%
Overall degree of target achievement for the 2019 tranche	13.15 %	13.15 %

The table below shows, for each Managing Board member entitled to exercise performance shares, the assignment value, the initial share price and the initial number of performance shares when the performance shares were issued in 2019, as well as the number of shares issued (final number of performance shares) resulting from the total target achievement of the performance shares of the 2019 tranche:

	Assignment value 2019	Initial share price	Performance Shares	Degree of target attainment	Shares
Martin Drasch Chairman	EUR 240,000	EUR 24.84	9,662	13.15 %	1,271
Manfred Hochleitner Chief Financial Officer	EUR 192,000	EUR 24.84	7,730	13.15 %	1,017

The number of performance shares issued is determined in accordance with the Manz Performance Share Plan 2019 on the basis of the relevant grant value using the initial share price. This corresponds to the arithmetic mean of the Xetra closing prices of the Manz share over the last 30 stock market trading days before the start of the issue period.

The table below shows, for each Managing Board member entitled to exercise performance shares, the number of shares issued (final number of performance shares) resulting from the overall target achievement level of the performance shares of the 2019 tranche, the final share price and the value of the performance shares at the end of the vesting period, as well as the unit cap of the shares to be issued upon exercise (200 % of the initial number of performance shares) and the cap for the value of the shares to be issued upon exercise (300 % of the assignment value):

	Shares	End share course	Value after vesting period 2022	Number of units cap	Cap	Value upon transfer
Martin Drasch Chairman	1,271	EUR 23.71	EUR 30,135	19,324	EUR 720,000	EUR 24,975
Manfred Hochleitner Chief Financial Officer	1,017	EUR 23.71	EUR 24,113 R	15,460	EUR 576,000	EUR 19,984

The value after the vesting period 2022 is determined in accordance with the Manz Performance Share Plan 2015 on the basis of the number of shares issued (final number of performance shares) using the final share price. This corresponds to the arithmetic mean of the Xetra closing prices of Manz stock over the last 30 trading days prior to the expiration of the vesting period. In addition, the value of the shares issued at the time of their transfer to the Managing Board members' securities accounts is shown on the basis of the Xetra closing price of Manz stock on the last stock market trading day before the transfer to the securities accounts. The eligible members of the Managing Board paid the exercise price in the amount of the legally prescribed lowest issue amount of EUR 1.00 per share before the transfer to Manz AG.

c) Performance shares granted

The table below shows for each Managing Board member the number of performance shares granted to him at the end of fiscal year 2023, the respective issue date and initial share price, and the respective expiry of the vesting period:

	Data of issue	Performance Shares	Initial share price	Expiration of vesting period
Martin Drasch Chairman	June 18, 2020	18,721	EUR 12.82	June 18, 2024
	May 10, 2021	4,631	EUR 53.56	May 20, 2025
	June 3, 2022	6,374	EUR 40.17	June 3, 2026
	May 4, 2023	12,540	EUR 23.46	May 4, 2027
Manfred Hochleitner Chief Financial Officer	June 18, 2020	14,977	EUR 12.82	June 18, 2024
	May 10, 2021	3,735	EUR 53.56	May 20, 2025
	June 3, 2022	5,179	EUR 40.17	June 3, 2026
	May 4, 2023	10,239	EUR 23.46	May 4, 2027

If performance shares are exercised after the end of the vesting period, shares in Manz AG will be issued at the exercise price of EUR 1.00 per share.

4. Deviations from the compensation system, changes to performance criteria, and malus and clawback rules

In fiscal year 2023, there were no deviations from the compensation system for members of the Managing Board submitted for approval to the Annual General Meeting on July 7, 2021.

There has been no subsequent change to the performance criteria or the requirements for calculating the compensation components of the STI or the LTI or the caps applicable to them for the Managing Board compensation granted in fiscal year 2023.

The Managing Board contracts contain provisions allowing the reduction (malus) or clawback (clawback) of variable compensation not yet paid out or already paid out under certain conditions in the event that a Managing Board member has intentionally (or through gross negligence) breached the duties set out in Section 93 German Stock Corporation Act (AktG). These regulations apply to all variable components of Managing Board compensation, including both the STI and LTI. The Supervisory Board will make a decision in such cases at its own discretion. In fiscal year 2023, the Supervisory Board did not make use of the option to reduce or claw back variable compensation components.

5. Premature termination of professional activity

If a Managing Board member leaves office and their employment relationship prematurely, and there is no good cause, then severance payments to Managing Board members including benefits shall not exceed the amount of two year's annual compensation (severance cap), and not compensate more than the remaining term of the employment relationship. The total compensation for the last fiscal year, as well as the projected total compensation for the fiscal year at the time the employment relationship is ended prematurely, if applicable, shall be used to calculate the severance cap.

In the Managing Board contract of the Chairman of the Managing Board Martin Drasch, it is agreed that in the event of a change of control, the Managing Board member is entitled to terminate the Managing Board contract within six months of the occurrence of a change of control with three months' notice to the end of a calendar month and to resign from office as a member of the Managing Board with the same notice period. A change of control within the meaning of such change of control clause shall be deemed to have occurred if the Company receives a notification according to which a party subject to the notification requirement reaches or exceeds at least 25% of the voting rights from shares in the Company belonging to or attributed to it. It is also agreed that, as a result of termination of the Managing Board member's contract due to a change of control, the Managing Board member shall be entitled to a severance payment due upon termination of the employment relationship. In this case, the severance shall generally amount to the fixed salaries and annual cash bonus (STI) for the remaining term of the employment relationship if it were not terminated, whereby the average of the last fiscal year before termination and the projected EBIT margin for the current fiscal year, based on Company budgetary figures, shall be used to calculate the severance payment. The severance payment is limited to the value of three years' compensation (150% of the severance payment cap). Furthermore, in the event that the remaining term of the employment relationship at the time the termination takes effect is more than two years, it is agreed that the severance payment shall be reduced by 75% to the extent that it is granted for the exceeding period. The amounts to be considered in calculating the severance are subject in every case to 3% interest p.a.

Otherwise, the management contracts do not grant any severance payments in case of a premature end to the employment relationship.

IV. Compensation granted and owed

The following table shows the compensation granted and owed to current members of the Managing Board in the 2023 fiscal year in accordance with Section 162 (1) Sentence 1 German Stock Corporation Act (AktG), as well as all fixed and variable compensation components and their relative proportions.

The fixed salary includes the monthly salary and the additional notional employer's contribution to social insurance. The fringe benefits (private use of company car, D&O insurance, accident insurance) are stated in the amount of the taxable non-cash benefits. The pension plan consists of the Company's contributions to the provident fund.

In the section "STI (short-term)", short-term variable remuneration (annual cash bonus and non-financial STI) granted for activities in fiscal year 2023 (but not paid out until fiscal year 2024) is disclosed, as the underlying activity was performed in fiscal year 2023. This enables stringent reporting based on the compensation system and ensures the link between performance and compensation.

As shown in the section "LTI (non-current)", the performance shares of the 2023 tranche issued in fiscal year 2023 are stated at their issue value corresponding to the fair value of the performance shares at the time of issue.

The compensation granted and owed to the members of the Managing Board was in each case below the amount of the maximum compensation.

		Martin Drasch Chairman		Manfred Hochleitner Chief Financial Officer	
		in TEUR	of Total Compen- sation	in TEUR	of Total Compen- sation
Fixed com- pensation	Fixed salary	345	46%	284	45%
	+ Fringe benefits	23	3%	18	3%
	+ Retirement benefits	12	2%	12	2%
	= Total	380	50%	314	50%
Variable compen- sation	STI (short-term)				
	+ Annual cash bonus	54	7%	44	7%
	+ Non-financial STI	25	3%	33	5%
	= Total STI	79	10%	77	12%
	LTI (long-term) Manz Per- formance Share Plan	294	39%	240	38%
	= Total Compensation (GV)	753	100%	631	100%
	Maximum compensation	1,800		1,500	

* In the "Managing Board" section of the annual report, the subscription rights to shares were measured at a fair value of TEUR 376 in accordance with the provisions of IFRS 2 as part of the performance share plan.

C. Compensation of the members of the Supervisory Board

I. The compensation system at a glance

The compensation of the members of the Supervisory Board applicable for the fiscal year 2023, which is governed by Section 12 of the Company's Articles of Association, was resolved by the Annual General Meeting on July 3, 2018. In accordance with Section 113 (3) Sentence 1 German Stock Corporation Act (AktG), the Annual General Meeting resolves on the compensation of the Supervisory Board at least every four years, and may confirm or amend the compensation. The compensation system for members of the Supervisory Board of Manz AG presented to the Annual General Meeting on July 7, 2021 was approved by the Annual General Meeting with a majority of 99.94%.

The compensation system for members of the Supervisory Board adopted by the Annual General Meeting is available on the Company's website under <https://www.manz.com/en/investor-relations/corporate-governance/compensation/>

Manz AG only compensates Supervisory Board members with fixed compensation. This reflects the function of the Supervisory Board as an independent advising and controlling body under German stock corporation law. Supervisory Board compensation at Manz AG is based on the goal of providing position-specific supplements in addition to appropriate fixed compensation, in order to adequately reflect the additional time spent by the Chair of the Supervisory Board, their deputy, and committee members. This structure implements recommendation G.17 of the German Corporate Governance Codex, in particular. Accordingly, the compensation of the members of the Supervisory Board shall take appropriate account of the higher time commitment of the Chairman and Deputy Chairman of the Supervisory Board, as well as the Chairman and members of committees. Furthermore, the time spent in individual meetings is compensated by an appropriate attendance fee.

The following overview shows the regulations governing the compensation of the members of the Supervisory Board and its committees:

Basic compensation

Chairman of the Supervisory Board	Deputy	Member
EUR 48,000	EUR 32,000	EUR 16,000

Additional compensation for committee work

Chairman of the Supervisory Board	Member
EUR 24,000	EUR 8,000

Attendance fee

Chairman of the Supervisory Board	Member
EUR 4,500	EUR 1,500

The members of the Supervisory Board also receive reimbursements for their expenditures incurred while carrying out their office.

At its own cost, the Company can insure the members of the Supervisory Board against claims under civil and criminal law, including the costs of legal defense, in conjunction with carrying out their office, and can conclude relevant D&O insurance.

II. Compensation in the fiscal year 2023

In fiscal year 2023, the Supervisory Board consisted of four members and has formed an Audit Committee consisting of three members. Compensation for members of the Supervisory Board totaled TEUR 213.5 in fiscal year 2023 (previous year: TEUR 246).

In addition, the members of the Supervisory Board incurred pro rata costs of D&O insurance amounting to TEUR 38 in fiscal year 2023.

The following table shows the compensation granted and owed to the members of the Supervisory Board in the 2023 fiscal year in accordance with Section 162 (1) Sentence 1 German Stock Corporation Act (AktG) and their respective relative shares of the total compensation granted and owed (excluding pro rata costs of D&O insurance). Accordingly, the table contains all amounts actually received by the individual members of the Supervisory Board in the reporting period ("Compensation granted"), as well as all compensation legally due but not yet received ("Compensation owed"):

	Prof. Dr. Heiko Aurenz Chairman		Dieter Manz Deputy		Prof. Dr.-Ing. Michael Powalla		Dr. Zhiming Xu	
	in TEUR	of Total Compen- sation	in TEUR	of Total Compen- sation	in TEUR	of Total Compen- sation	in TEUR	of Total Compen- sation
Basic compensation	48	44.4%	32	63.4%	16	48.5%	16	72.7%
+ Attendance fee for the Supervisory Board	18	16.7%	6	11.9%	6	18.2%	6	27.3%
+ Activity in committees	24	22.2%	8	15.8%	8	24.2%	–	–
+ Attendance fee for the committees	18	16.7%	4.5	8.9%	3	9.1%	–	–
= Total Compensation (GV)	108	100 %	50.5	100 %	33	100 %	22	100 %

D. Comparative presentation of earnings development and annual change in compensation

In accordance with Section 162 (1) Sentence 2 No. 2 German Stock Corporation Act (AktG), the following overview presents Manz AG's earnings performance, the annual change in compensation for members of the Managing Board and Supervisory Board, and the annual change in average employee compensation on a full-time equivalent basis over the last five fiscal years.

The development of earnings is shown on the basis of the Group's key performance indicators of revenue, EBITDA margin and EBIT margin, and earnings per share. As key performance indicators, the above-mentioned margin ratios are also components of the financial targets for the Managing Board's short-term and long-term variable compensation and, therefore, have a significant influence on the level of compensation paid to the members of the Managing Board. In addition, the development of Manz AG's net income for the year is presented in accordance with Section 275 (3) No. 16 German Commercial Code (HGB).

For the members of the Managing Board and the Supervisory Board, the compensation granted and owed in the respective fiscal year is presented in accordance with Section 162 (1) Sentence 1 German Stock Corporation Act (AktG).

The presentation of average employee compensation is based on Manz AG's workforce in Germany, which included an average of 494 employees (full-time equivalent) in fiscal year 2023. In comparison, the Manz Group employed an average of around 1,471 employees worldwide in fiscal year 2023, whose average compensation is also presented. Average employee compensation includes personnel expenses for wages and salaries, for fringe benefits, for employer contributions to social security, and for any short-term variable compensation components attributable to the fiscal year. Furthermore, the performance shares granted in the 2023 fiscal year are taken into account for compensation in connection with the Manz Performance Share Plan. Consequently, the presentation of employee compensation also corresponds, in principle, to the compensation granted and owed in accordance with Section 162 (1) Sentence 1 German Stock Corporation Act (AktG).

Fiscal year	2019	2020	Change	2021	Change
I. Earnings development					
Sales revenues in TEUR	264,404	236,768	-10.5 %	227,060	-4.1 %
EBITDA margin ¹	3.6 %	8.0 %	+4.4 %P	-2.3 %	-10.3 %P
EBIT margin ²	-2.9 %	3.0 %	+5.9 %P	-16.8 %	-19.8 %P
Earnings per share in EUR ³	-1.43	0.44	+131 %	-5.62	-1,377 %
Net income for the year (HGB) in TEUR	-37,636	-9,660	+74 %	-15,320	-59 %
II. Average compensation of employees in TEUR					
Workforce in Germany	85.1	87.7	+3.1 %	94.6	+7.9 %
Group workforce	45.9	49.1	+7.0 %	54.3	+10.6 %
III. Compensation of the Managing Board in TEUR					
Martin Drasch (since 08/2015, Chairman since 10/2018)	454	859	+89.2 %	697	-18.9 %
Manfred Hochleitner (since 07/2018)	352	703	+99.7 %	530	-24.6 %
Former members of the Managing Board					
Jürgen Knie (since 07/2019 until 03/2022)	190	688	+262 %	508	-26.2 %
IV. Compensation of the Supervisory Board in TEUR					
Prof. Dr. Heiko Aurenz (since 2001)	75	131	+74.7 %	99	-2.0 %
Dieter Manz (since 17.8.2017)	33	60	+81.8 %	49	+2.1 %
Prof. Dr.-Ing. Michael Powalla (since 2011)	19	24	+26.3 %	22	+10.0 %
Dr. Zhiming Xu (since 17.10.2017)	15	24	+60.0 %	22	+10.0 %

1) EBITDA as a percentage of total output as reported. Change in percentage points.

2) EBIT as a percentage of total output as reported. Change in percentage points.

3) Earnings per share (basic) as reported

Fiscal year	2022	Change	2023	Change
I. Earnings development				
Sales revenues in TEUR	250,964	+10.5%	249,170	-0.7%
EBITDA margin ¹	2.8%	+5.1%P	5.5%	+2.7%P
EBIT margin ²	-1.5%	+18.3%P	1.1%	+2.6%P
Earnings per share in EUR ³	-1.42	+4.7%	-0.28	+19.7%
Net income for the year (HGB) in TEUR	-30,896	-101.7%	3,876	+112.5%
II. Average compensation of employees in TEUR				
Workforce in Germany	89.8	-5.1%	88.7	-1.2%
Group workforce	52.6	-3.1%	57.1	+8.5%
III. Compensation of the Managing Board in TEUR				
Martin Drasch (since 08/2015, Chairman since 10/2018)	624	-10.5%	753	+20.7%
Manfred Hochleitner (since 07/2018)	538	+1.5%	631	+17.3%
Former members of the Managing Board				
Jürgen Knie (since 07/2019 until 03/2022)	184	-63.8%		
IV. Compensation of the Supervisory Board in TEUR				
Prof. Dr. Heiko Aurenz (since 2001)	126	+27.3%	108	-14.3%
Dieter Manz (since 17.8.2017)	58	+18.4%	50,5	-12.9%
Prof. Dr.-Ing. Michael Powalla (since 2011)	37	+68.2%	33	-10.8%
Dr. Zhiming Xu (since 17.10.2017)	25	+13.6%	22	-12.0%

1) EBITDA as a percentage of total output as reported. Change in percentage points.

2) EBIT as a percentage of total output as reported. Change in percentage points.

3) Earnings per share (basic) as reported

Reutlingen, May 17, 2024

For the Managing Board



Martin Drasch
Chairman of the Managing
Board of Manz AG

For the Supervisory Board



Manfred Hochleitner
Chief Financial Officer
of Manz AG



Prof. Dr. Heiko Aurenz
Chairman of the Supervisory
Board of Manz AG

Report of the Independent Auditor on the Audit of the Compensation Report Pursuant to Section 162 (3) German Stock Corporation Act (AktG)

To Manz AG, Reutlingen

Audit opinion

We conducted a formal audit of the remuneration report of Manz AG, Reutlingen, for the financial year from January 1st to December 31st 2023 to assess whether the disclosures required under Section 162 (1) and (2) German Stock Corporation Act (AktG) have been made in the remuneration report. In accordance with Section 162 (3) AktG, we have not audited the content of the remuneration report.

In our opinion, the disclosures required under Section 162 (1) and (2) AktG have been made, in all material respects, in the accompanying remuneration report. Our audit opinion does not cover the content of the remuneration report.

Basis for the Audit Opinion

We conducted our audit of the remuneration report in accordance with Section 162 (3) AktG and in compliance with the IDW Auditing Standard: Audit of the Remuneration Report pursuant to Section 162 (3) AktG (IDW AuS 870 (08.2021)). Our responsibilities under those requirements and this standard are further described in the "Auditor's Responsibilities" section of our report. Our audit firm has applied the IDW Quality Assurance Standard: Requirements for Quality Management in the Audit Firm (IDW QS 1). We have fulfilled our professional responsibilities in accordance with the German Public Auditor Act (WPO) and the Professional Charter for German Public Auditors and German Sworn Auditors (BS WP/vBP) including the requirements on independence.

Responsibilities of the Executive Board and the Supervisory Board

The executive board and the supervisory board are responsible for the preparation of the remuneration report, including the related disclosures, that complies with the requirements of Section 162 AktG. In addition, they are responsible for such internal control as they have determined necessary to enable the preparation of a remuneration report, including the related disclosures, that is free from material misstatement, whether due to fraud or error.

Auditor's Responsibilities

Our objective is to obtain reasonable assurance about whether the disclosures required under Section 162 (1) and (2) AktG have been made, in all material respects, in the remuneration report, and to express an opinion on this in a report on the audit.

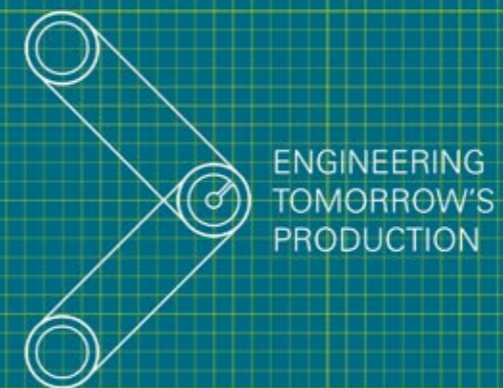
We planned and conducted our audit in such a way to be able to determine whether the remuneration report is formally complete by comparing the disclosures made in the remuneration report with the disclosures required under Section 162 (1) and (2) AktG. In accordance with Section 162 (3) AktG, we have neither audited the correctness of the content of the disclosures, nor the completeness of the content of the individual disclosures, nor the adequate presentation of the remuneration report.

Stuttgart, May 17th 2024

Deloitte GmbH
Wirtschaftsprüfungsgesellschaft

Jan Bühler
Wirtschaftsprüfer
(German Public Auditor)

Katharina Niemann
Wirtschaftsprüferin
(German Public Auditor)



Manz AG

Steigackerstraße 5
72768 Reutlingen
Phone: +49 (0) 7121 9000-0
hv@manz.com
www.manz.com